

STOWE ELECTRIC DEPARTMENT

RESIDENTIAL RATE 03 – TIME OF USE (TOU) & CRITICAL PEAK PRICING (CPP)

AVAILABILITY:

This rate is available for single-phase electric service at secondary voltage in single-family dwellings and apartments and for agricultural production within the service territory of the Stowe Electric Department.

Participation under this rate structure is voluntary. Service under this Residential Time of Use & Critical Peak Pricing tariff is in lieu of service under Residential Rate 01. Participating residential customers shall have a smart meter installed to measure their consumption and shall create an account with Stowe's provided service portal to monitor their daily usage habits. Participating customers shall also provide Stowe Electric with at least one contact phone number and one email address for notification of upcoming Critical Peak Periods.

NOTIFICATION OF CRITICAL PEAK PERIODS:

Stowe Electric will identify Critical Peak Periods (CPP) by 5 pm for the following day. Participating customers will be notified by Stowe Electric by 6 pm through text message, voice call, and/or email notification.

OFF-PEAK / ON-PEAK ENERGY TIME OF USE HOURS:

Summer (June – September) Off-Peak Hours

During the months of June through September, the sixteen hours from 8:00 pm through 11:59 am are Summer Off-Peak Fixed rate hours. Additionally, all hours on Saturday, Sunday, and NERC¹ holidays that fall during these months are Summer Off-Peak hours.

Winter (October – May) Off-Peak Hours

During the months of October through May, all hours from 8:00 pm through 3:59 pm are Winter Off-Peak Fixed rate hours. Additionally, all hours on Saturday, Sunday, and NERC holidays that fall during these months are Winter Off-Peak hours.

Summer (June – September) On-Peak Hours

During the months of June through September, the 8 hours from 12 pm to 7:59 pm are Summer Peak hours. Energy usage during these hours will be billed under the Summer

¹ The current NERC (North American Electric Reliability Corporation) holidays consist of New Year's Day, Memorial Day, Independence Day, Labor Day, Thanksgiving Day, and Christmas Day. The exact dates of these holidays can be found at the NERC website, www.nerc.com.

STOWE ELECTRIC DEPARTMENT

RESIDENTIAL RATE 03 –TOU & CPP

Non-CPP TOU Peak rate. In the event that Stowe Electric Department calls a Critical Peak Event, energy usage during these hours will be billed under the Summer CPP Peak rate. Stowe Electric may call up to 15 CPP events per summer.

Winter (October – May) On-Peak Hours

During the months of October through May, the 4 hours from 4 pm to 7:59 pm are Winter On-Peak hours.

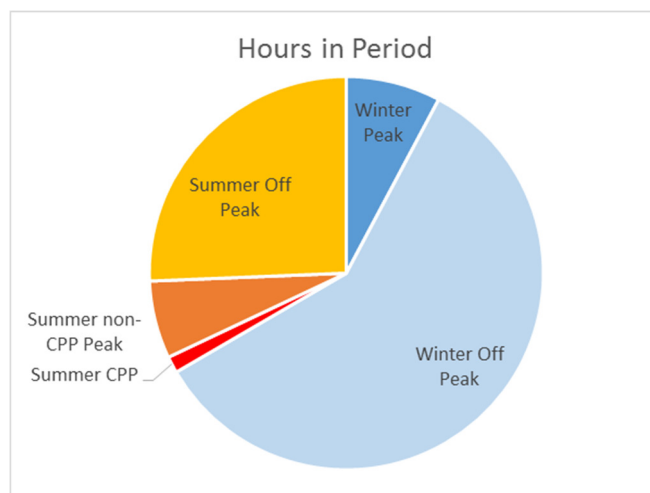
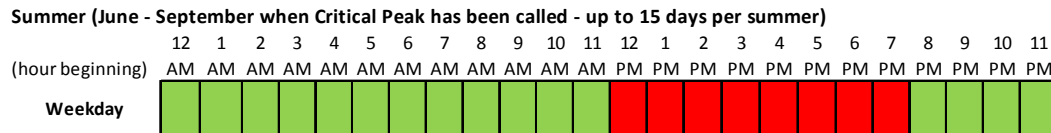
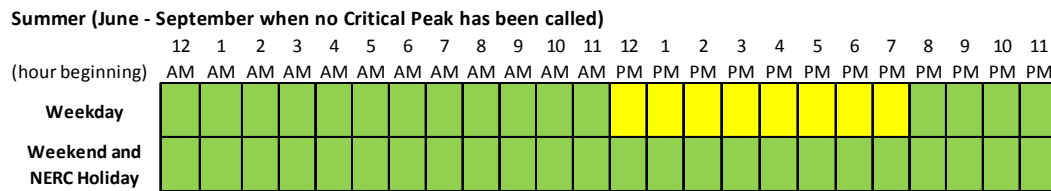
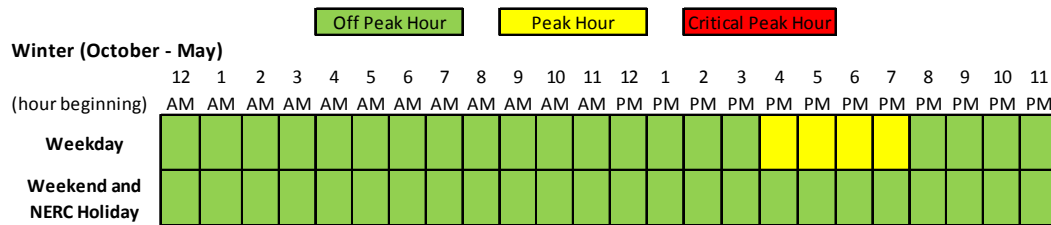


Fig. Annual distribution of Peak, Off-Peak, and CPP hours.

STOWE ELECTRIC DEPARTMENT**RESIDENTIAL RATE 03 –TOU & CPP****MONTHLY RATE:**

Customer Charge	\$15.06 /Month
Energy Charge:	
During Winter Peak hours:	\$0.2513 /kWh
During Winter Off-Peak hours:	\$0.1465 /kWh
During Summer CPP Peak hours:	\$0.6600 /kWh
During Summer Non-CPP Peak hours:	\$0.1896 /kWh
During Summer Off-Peak hours:	\$0.1196 /kWh

MINIMUM CHARGE:

The minimum charge shall be the customer charge or fraction thereof, unless a higher minimum applies as provided in these rules and regulations.

DURATION OF CONTRACT:

Participating customers shall be charged under this rate structure for a minimum of one year. Following that 12 month period, participating customers are free to elect to take service under standard Residential Rate 01 upon a minimum of two weeks notice to Stowe Electric Department prior to the one year anniversary of service under this tariff. If no action is taken to switch to Rate 01, customers taking service under this tariff will continue to take service on the CPP rate for another 12 months or upon the termination of their account, whichever comes first.

TERMS AND CONDITIONS:

The above rates are net, billed monthly, and due and payable upon presentation. Such other terms and conditions of the Stowe Electric Department, in effect from time to time, are a part of this rate.

LATE PAYMENT CHARGE:

A monthly penalty charge of 1% shall be assessed on delinquent balances. This charge shall continue on the unpaid balance until the account is brought to current.

EFFECTIVE:

On service rendered on and after August 15, 2018 ; bills rendered on and after September 15, 2018.